

Walberswick

Walberswick is a charming, quiet village on the Suffolk coast, on the opposite side of the river Blyth to Southwold. It has inspired artists for centuries.

The village is ideal to explore on foot, with walking opportunities along the sandy beach, around the dunes and marshes, or along the river Blyth to the footbridge which leads to Southwold Harbour.

There are two pubs, a tea room and a number of gift and antique shops to explore.

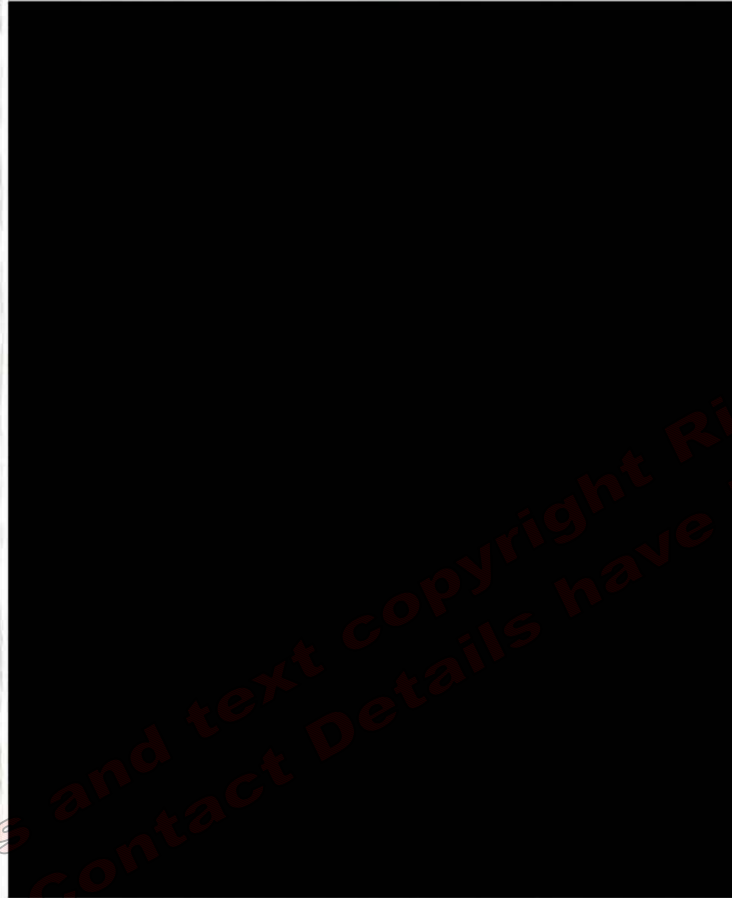
Walberswick is ideally located for exploring further up or down the Suffolk coast, and is famous for its unpretentious black beach huts (which contrast with their brighter cousins in Southwold). Its other claim to fame is as the venue for the world crabbing championships, which are held every August.



Tidal Lagoon at Walberswick

Directions:

Take the A12 to Ipswich, then follow the A14/A12 north towards Lowestoft, staying on the A12 around Ipswich. Walberswick is signposted to the right just before Blythburgh, about 5 miles north of Yoxford.



RETIREMENT PARTY

Friday check-in is [REDACTED]

[REDACTED] A table has been booked in the restaurant for both Friday and Saturday nights, and the group booking is in the name of [REDACTED]

WE LOOK FORWARD TO SEEING YOU THERE!

IS RETIRING...

And requests the pleasure of your company for a quiet weekend at

*The Bell Inn,
Walberswick, Suffolk*



Fri 5th - Sun 7th November [REDACTED]

BELL INN, [REDACTED]
WALBERSWICK, SOUTHWOLD, [REDACTED]



The Bell Inn

It would be hard to imagine a more traditional country inn than The Bell. Scrubbed flagstones line the floor of the white-washed bar, which is heated by two of the largest open fires ever seen. These can be enjoyed in cosy armchairs or massive wooden settles if desired. As well as the main bars, the Inn features several snug rooms, a light and airy garden bar, and a restaurant which also serves as the location for breakfast.

The pub sells a range of Admans beers and ales, and seafood features heavily on the menu and specials board.

At weekends, the bar is filled with an eclectic and vibrant mixture of locals, walkers and tourists, and the friendly atmosphere welcomes children and dogs...

I love The Bell, as it has warm fires and dog biscuits behind the bar!




There are comfortable double, twin and family bedrooms with en-suite facilities, tea and coffee, and televisions. A separate door allows direct access to the accommodation without going through the bar. Although located down a narrow lane, there is car parking for several vehicles at the rear of the pub alongside the beer garden.

Southwold

The nearby village of Southwold is famous for its Lighthouse, Adnams Sole Bay brewery, restored Pier, colourful beach huts, and the battle of Sole Bay.

There are several pubs and restaurants (we'd recommend the dog-friendly Red Lion for its Fish and Chips at lunch time, or The Blue Lighthouse bistro for something lighter). New and secondhand bookshops, the amber museum, a fantastic delicatessen, and other shops are among the attractions.

At the southern end of the long beach, on the north shore of the river Blyth lies Southwold harbour. Although only a stones throw from Walberswick, it is nearly ten miles by road. While the passenger ferry doesn't run in the winter, a slightly longer detour will take you to the footpath over the river.



Blythburgh & area

At the point where the A12 road crosses the river Blyth and the Blythburgh marshes, this small village is home to The White Hart Inn, ideal if you want a change of scene for lunch without traveling too far. Other local attractions include the 'disappearing' village of Dunwich and Dunwich Heath. There are several nature reserves in the area.

Aldeburgh & Snape

30 minutes down the coast lies the beautiful town of Aldeburgh. Again you can browse a number of specialist shops and galleries, eat in a range of pubs and restaurant, or walk along the long shingle beach to the Lighthouse and Martello Tower.

Just up the road from Aldeburgh lies Snape Maltings, made famous by Sir Benjamin Britton's concert hall.

The complex features speciality shops and is ideal for gifts and home wares. The Plough and Sail pub serves excellent (if slightly expensive) food. Don't forget your credit card!


Further Afield...

The pretty nearby market town of **Halesworth** has a number of interesting shops, and features regular farmers markets.

Framlingham with its Norman castle is also full of character, and features a number of circular walks. If anyone wants to take Winnie round the castle ramparts, let us know! The Castle Inn serves very tasty lunches.



Aldeburgh



Southwold Harbour